



**iOS Mobile App
Quick Start
User Guide**



A

Getting Started with iFAVINE

iFAVINE Network is the first international, professional platform dedicated to the world of wine. It is unique in that it centralizes all the technical data concerning vineyards, their wines for several vintages and recommendations for serving and tasting.

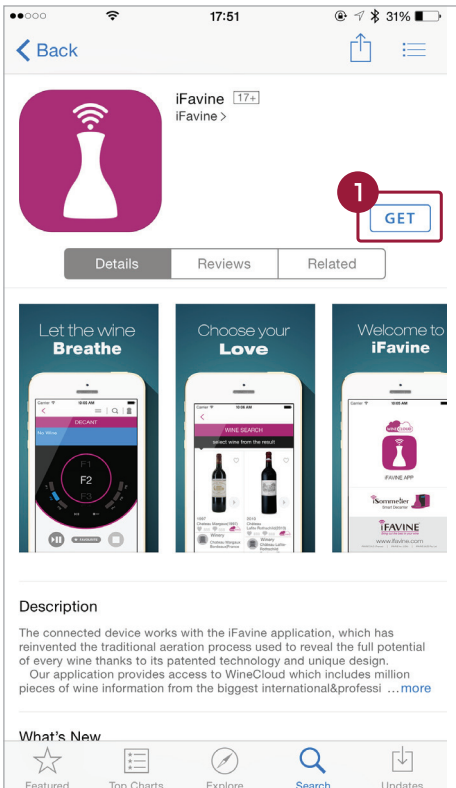
iFAVINE Network is a service offering a wealth of information that comes directly from winemakers themselves.

It is updated daily in order to develop the largest international and professional network in the world of wine.

1


Download the “iFavine APP”

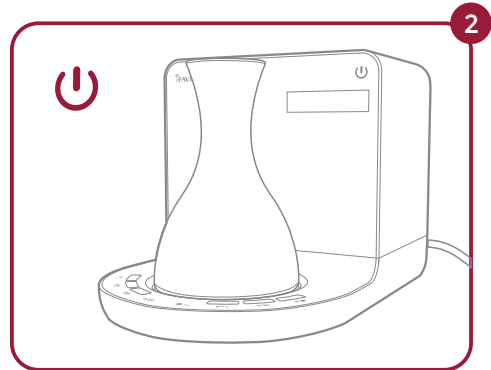
Download the iFAVINE app from iOS App Store.



2

Turn on iSommelier

Switch on the iSommelier by pressing the  button.



3 Go to your iPhone's "Settings"

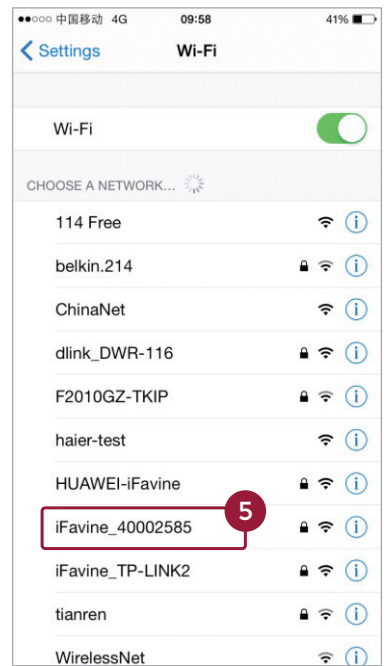


4 Go to "Wi-Fi"



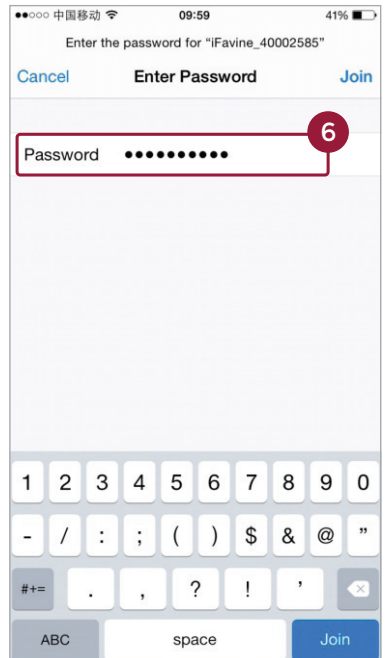
5 Turn on the Wi-Fi

Turn on the Wi-Fi, and select your iSommelier smart decanter with a unique SSID.



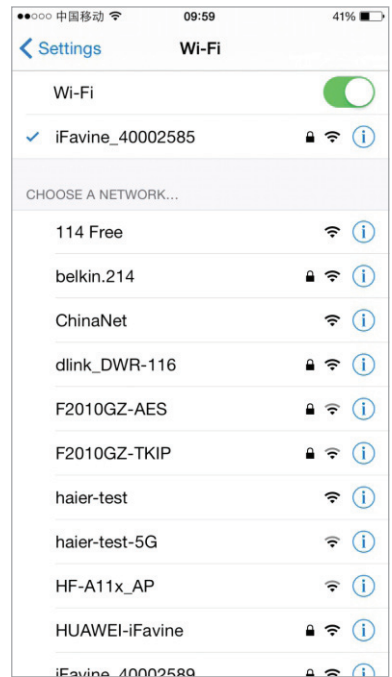
6 Input password

Input password: "iFavine123", and click "Join".



7


Connected to iSommelier smart decanter successfully



8

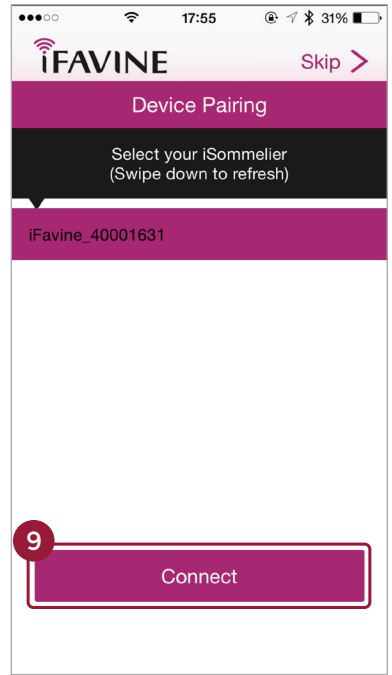
Go to the iFavine app

Press the iFavine app icon to open the app.



9

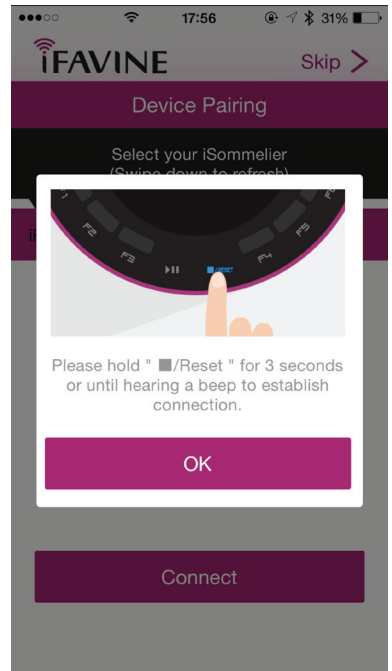
Select your iSommelier smart decanter in the iFavine App, then click “OK”



10

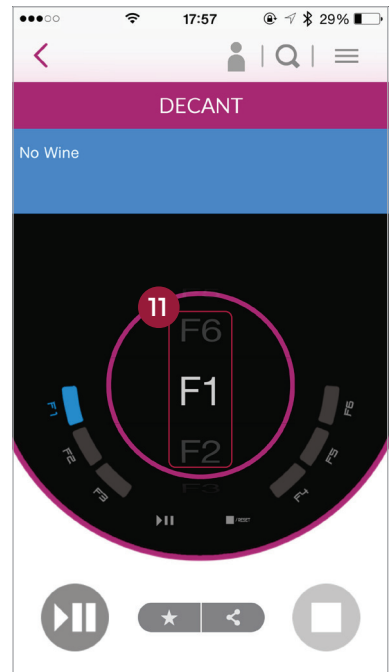
Note:

If you are facing this situation, please hold “■/Reset” button on your iSommelier smart decanter for 3 seconds, and you will hear a “beep”. Then you can click “Acquire Permission” on your app, and try Step 7 again. If you still have a problem, please contact your local representatives.



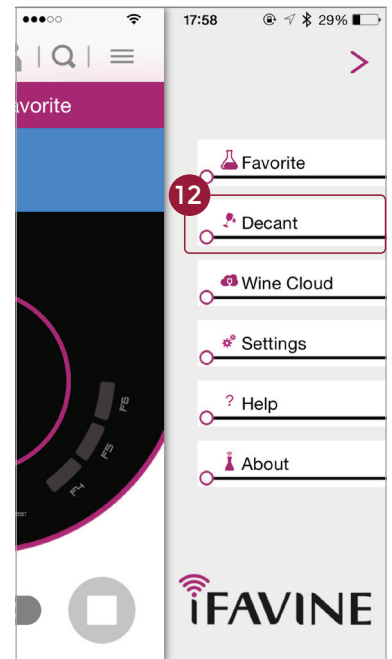
11 Decanting

When iFavine app and iSommelier smart decanter are connected together successfully, you will get to the homepage. You can scroll the numbers on the screen, which is synchronous with the iSommelier, to control your smart decanter.



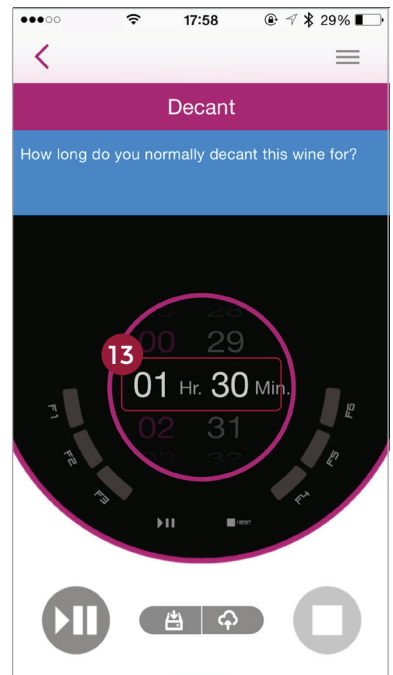
12 Mode Selecting

Slide the screen to the left, you will find the menu bar. Then click "Decant".



13 Wine Tasting

In the wine tasting page, you can input the natural decanting time of a wine. For example, you normally decant a wine for 1 hour and 30 minutes, then you select 01 in the blue box (hour) and 30 in the red box (minute). Then click ▶▶ to start.



Note:

If you want to know more detail about iFavine,
please access to our website

www.ifavine.com

Thank you for your trust and support on iFavine!